

Technology driving business change and performance improvement

Presented by: **BETH WILLIAMS, NZBN MANAGER**
MINISTRY OF BUSINESS, INNOVATION AND EMPLOYMENT

The NZBN is all about being connected...



What's the NZBN?

- A **globally unique** identifier.
- Part of a single, searchable register for **all Kiwi businesses**.
- Enables all businesses to **interact more easily** with government and each other.
- A link to **core business information**.

Jenna Wara

Jenna Wara Photography

NZBN 9429046900951



What is core business information?

Your NZBN links to information you're most likely to be asked to share with other businesses and government agencies so they can work with you.


Includes:

- trading name
- phone numbers
- addresses
- website
- status
- GST number (optional for some businesses).



Why another number?

- A single register for all Kiwi businesses.
- Other numbers meet other needs.
- Response to business sector.
- Part of government's digital commitment .
- Globally unique and compatible.



Benefits to your business

- > **Staying connected and informed**
- > **Time and cost savings** – unique identifier, one register, potential to integrate with your system.
- > **Increased efficiency and accuracy** – central source, up-to-date reliable information, automated updates.
- > **More informed decision-making** – increased knowledge and confidence.
- > **Future-focused** – enabler of digital initiatives (such as e-invoicing), globally compatible.

Using the NZBN will provide tangible benefits to your business



Think of all the organisations
your business gives its core
business information to....

...now imagine having to
tell them all when
something changes.



Who can have an NZBN?

All Kiwi businesses – large or small – including:

- > Sole traders (self-employed people)
- > Partnerships
- > Trusts
- > Companies
- > Government agencies
- > Other corporate and public entities

“Sole traders” are self-employed people like some tradies, landlords and contractors.



Jenna Wara Photography



“As a wedding photographer, I’m part of a really big day in my client’s lives, which is why it’s so important for them to know exactly who they’re working with. Having an NZBN gives them more confidence in dealing with me.”

- Jenna

Use the NZBN and build confidence to show you’re a real business.

The Occasional Brewer



“Moving premises was the best thing we could’ve done for the business but, two years on, we still get deliveries and mail to our old address. Even trying to come up with a list of all of the people we had to tell about the move was a headache.”

- Eugene

Octave



“Getting on the phone and telling all of our clients and suppliers was going to take a whole lot of time – time we’d rather spend on the business.”

Instead, Mike jumped online and updated the business’ trading name on the NZBN Register.

Save time and money by updating all of your business contacts at once with the NZBN.

Making information public

- > Much of your core business information is already public (website or Companies Register) - NZBN connects the dots and makes it digitally accessible.
- > Easier to interact and transact.
- > Some entities can choose to keep some of their core business information private.
- > The more information an NZBN owner makes publicly available, the more everyone can stay up-to-date.



Getting started with NZBN is easy

1. **Get your NZBN.** Find or get your NZBN on the NZBN website.
2. **Share your NZBN.** Add it to your invoices, receipts, email signatures and letterheads.
3. **Identify your business.** Use your NZBN to identify yourself when interacting or transacting with other businesses or government.
4. **Check your database.** Identify the businesses you already work with by their NZBN. Use our free data matching service to help match your customers or suppliers to their NZBN and identify outdated data.
5. **Ask for the NZBN.** Ask new customers or suppliers for their NZBN during the sign-up process. When interacting or transacting with current customers or suppliers, ask for their NZBN.
6. **Set up a watchlist or use our API.** Receive automatic updates of changes to the core information about businesses you interact with.

FREE NZBN services

Watchlist

Select businesses to follow and receive automated updates when information changes.

Data matching

Clean your database, matching NZBN information to data you already hold on other businesses.

NZBN API

Connect your business system using the NZBN API to automate time-consuming manual work.

Bulk data

Check your business data against a monthly download of all businesses on the NZBN Register.



Digital Procurement and e-Invoicing



Current Invoicing Landscape in New Zealand

New Zealand businesses generate more than 280 million Business to Business invoices each year but they suffer from:


- > inefficiencies through manual handling
- > unreliable or unsafe delivery processes with limited receipt visibility
- > longer than necessary processing or payment times - with many invoices more than a month overdue
- > data entry errors when scanned or keyed
- > addressing issues where invoices go to the wrong recipient
- > increasing numbers of invoice scams and fraud.



What is e-Invoicing?

- > E-Invoices are sent digitally system to system - no keying, clicking, uplifting, scanning, printing...
- > A global framework allows invoices to be exchanged between different financial systems
- > Delivery is via service providers - like sending a text message
- > Enabled by the New Zealand Business Number (NZBN)
- > Has receipting capability, you get confirmation of invoice delivery
- > Mandated in many countries for business to government





Benefits of e-Invoicing

E-Invoicing offers a solution that all businesses can access and benefit from, regardless of their size, and the financial management system they use.

The benefits include:

- **Faster and easier – delivery, processing and payment**
- **Cost savings – est. \$7.63 vs \$25.67 paper and \$23.01 PDF**
- **Fewer errors – improves data quality and reduces delays**
- **Direct and secure – reduces the risk of fake or compromised invoices**
- **Focus on business – with less time on admin**
- **Supports cross-border trade – using a proven international framework**



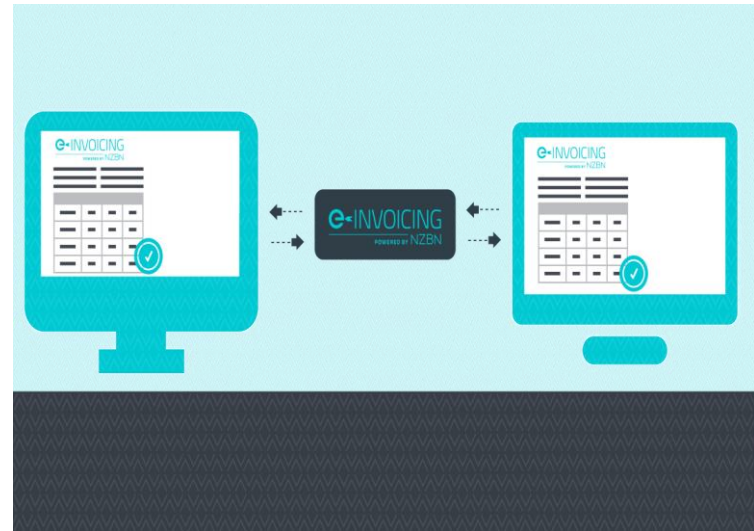
New Zealand moving to e-Invoicing

- > **We're taking a Trans- Tasman approach to e-Invoicing**
- > **February 2019 - Decision to join the Pan-European Public Procurement On-Line (PEPPOL) interoperability framework**
- > **March 2019 - New Zealand became a member of PEPPOL**
- > **September 2019 - New Zealand established as a local PEPPOL Authority**
- > **October 2019 – Service Providers begin being certified to send New Zealand e-Invoices**
- > **From December 2019 – New Zealand businesses can exchange e-Invoices**



How could e-Invoicing impact you/your clients?

- > Time savings - no keying, clicking, uplifting, scanning, printing, chasing to see if an invoice arrived
- > Disputes dealt with earlier
- > Government looking to pay e-Invoices more quickly
- > Good for cash flow
- > Australia/New Zealand common invoicing
- > Other e-Procurement documents coming soon
 - e-Purchase Orders, e-Shipping-notifications etc



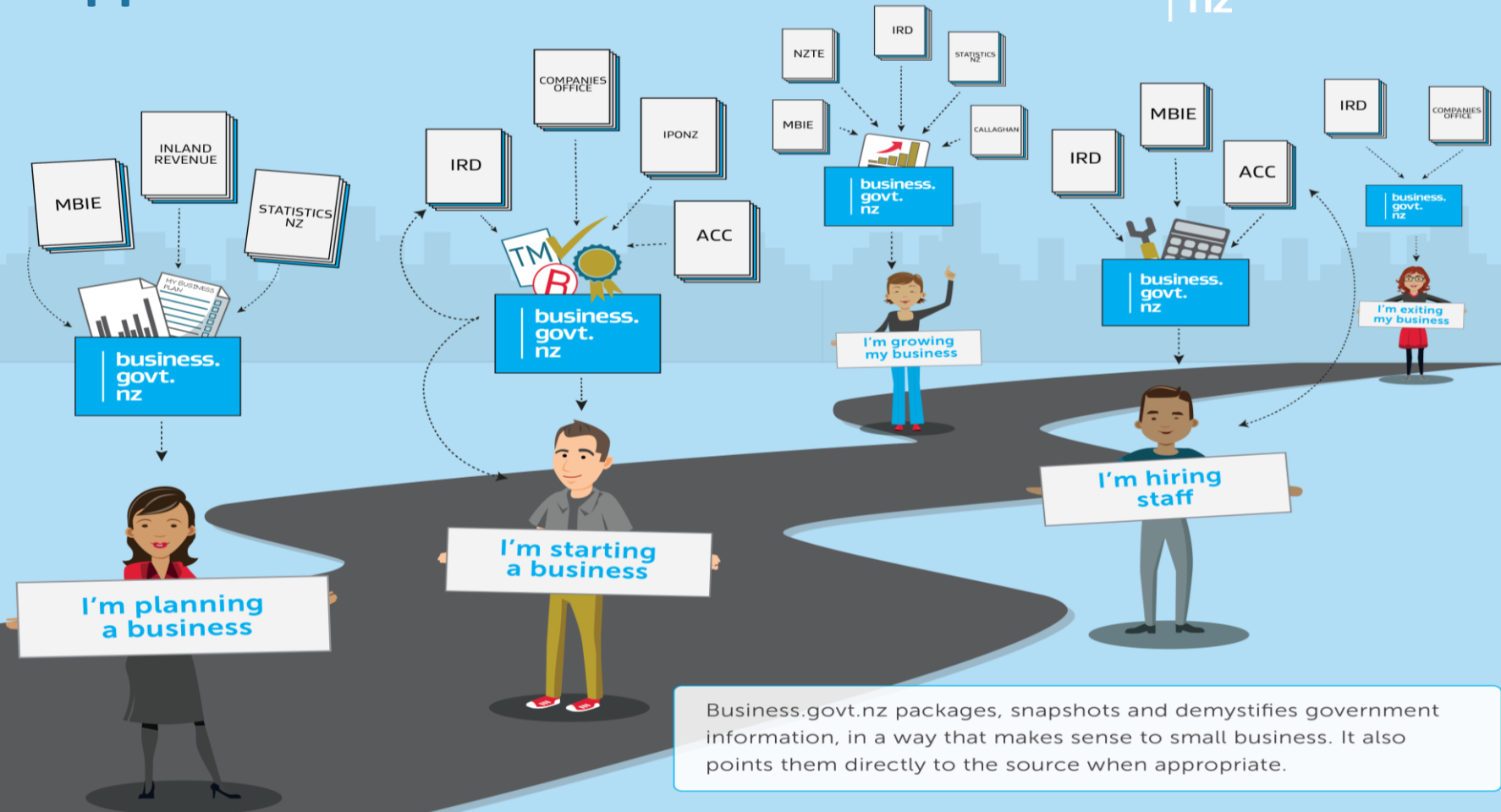
Get going with e-Invoicing

- > **3 main ways to send and receive an e-Invoice:**
 - **Software can create an invoice in a standard format**
 - **Translation services can convert your invoice to the standard format**
 - **E-Invoicing Service Provider has a portal to input your invoice**
- > **Identify what your system can do now, and what additional services you will need**
- > **Talk to Service Provider to understand your options , and select the best option for your business**
- > **Determine what will happen in your systems when an e-Invoice arrives, and how it sends**
- > **Contact your suppliers and customers to get them on-board with your move to e-Invoicing**
- > **Keep updated by visiting the MBIE e-Invoicing website: nzbn.govt.nz/e-Invoicing**



Support for small business

business.
govt.
nz



Business.govt.nz packages, snapshots and demystifies government information, in a way that makes sense to small business. It also points them directly to the source when appropriate.



Learn more at nzbn.govt.nz

Connect with us:

